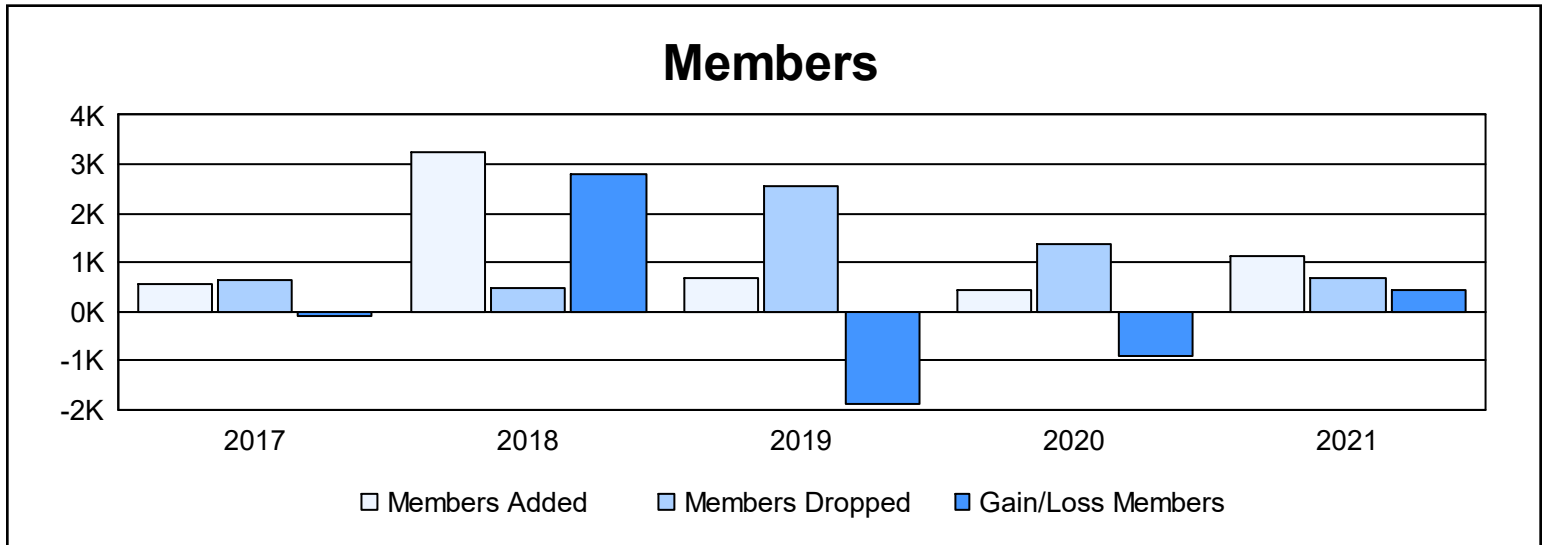
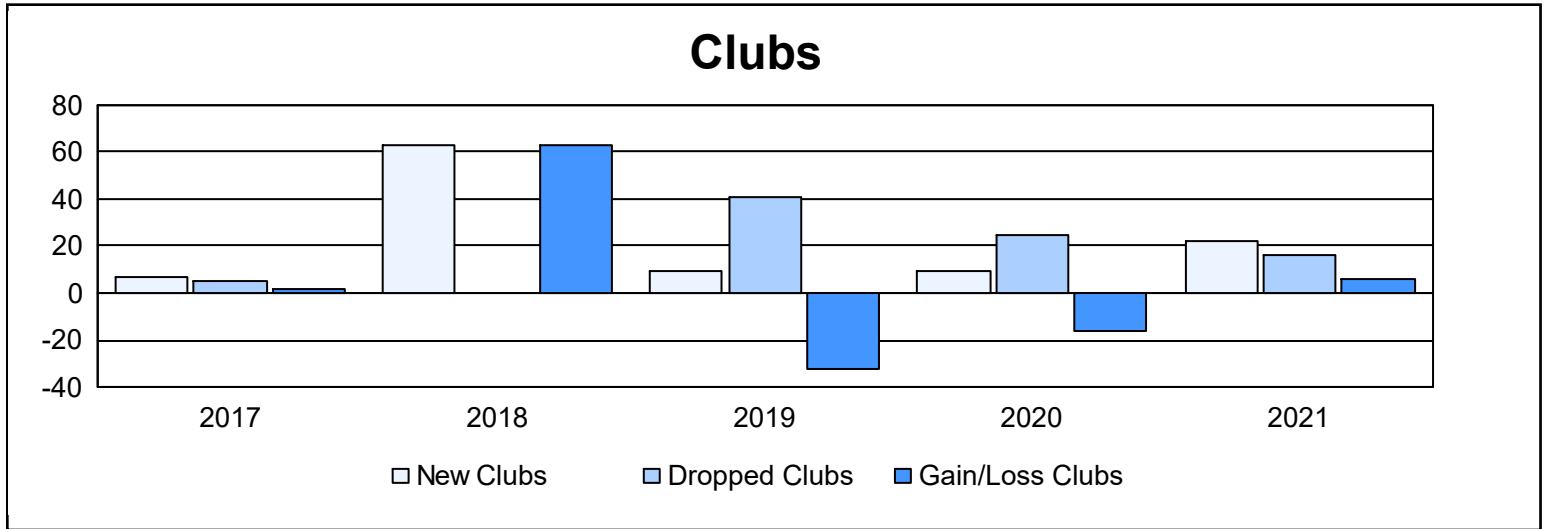
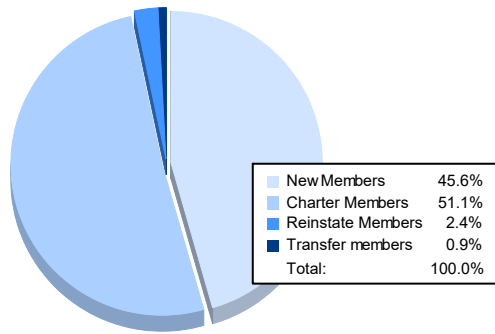


Year	New Clubs	Dropped Clubs	Gain/ Loss Clubs	New Members	Charter Members	Reinstate Members	Transfer Members	Total Member Added	Total Members Dropped	Gain/ Loss Members
2016-2017	7	5	2	373	153	32	2	560	637	-77
2017-2018	63	0	63	1,788	1,384	92	1	3,265	486	2,779
2018-2019	9	41	-32	203	232	42	188	665	2,552	-1,887
2019-2020	9	25	-16	186	224	33	5	448	1,369	-921
2020-2021	22	16	6	515	577	27	10	1,129	687	442
Average	22	17	5	613	514	45	41	1,213	1,146	67



Membership Composition June 2021 Cumulative



Gender Composition June 2021 Cumulative

